




Mini Uni-Line Slate Vent Fitting Instructions

The Mini Uni-Line Slate Vent is suitable for use with 400mm x 250mm (16"x10") or less small slates (for other slate sizes consult Klover on 01332 813 050).

When deciding on the position of the Mini Uni-Line Slate Vent consider the following:

- If the vent is sited at the eaves (low-level), at least one full depth course of slates is needed below to allow free air flow.
- If the vent is fitted at the ridge-line (high-level), then at least one full course of slates must be fitted over the head of the unit.
- The vent must be located between two rafters.
- Minimum pitch 22.5°.


400mm x 250mm slates



Decide in which course the vent is to be fitted and lay slates up to the course below. Lay the two slates directly below the vent.




Mark the area of the two slates to be removed (hatched area shown above). Cut out this area.




Use the trimmed slates to mark a 270mm long gap in the middle batten. Cut out this section of batten.



Fix an additional 1.2m support batten above the cut batten (spanning two rafters) and nail to the adjacent rafters.



Using the cut slates as a template, mark the underlay diagonally as shown. This is the cut-line



Cut the underlay diagonally and pin back onto the surrounding battens and rafters. For rigid sarking board, cut-out the rectangle.



Fix the cut slates in position, leaving the underlay opening exposed.



Fix the slate vent in position.



When fixing the adjacent 400mm x 250mm slates, they should abut the main vent body (see guide marks on vent).



Mini Uni-Line Slate Vent Fitting Instructions



Smaller slates may need slight trimming
in the course above the vent.

For all sales enquires/orders, call or fax our Dedicated Customer Service Hotline and you will automatically be connected to the internal sales representative dealing with your area.

Tel: 0800 7833216 Fax: 01332 814 033



www.klober.co.uk

Klober Ltd, Unit 6F, East Midlands Distribution Centre, Short Lane, Castle Donington, Derbyshire, DE74 2HA
Tel: +44 (0)1332 813 050 Fax: +44 (0)1332 814 033